



Total Solution Provider in Saw Device

SA170AK

Wireless, RF SAW Filter
Revision 0: August 2010



- Electrical Characteristics
 - Package Dimensions
 - Testing Environment
 - Frequency Characteristics
-

SAWNICS Inc.

460 Cheonheung-ri, Seonggeo-eup, Cheonan-si, Chungcheongnam-do, 330-836 / Korea.
Tel: +82 41 550 9372 / Fax: +82 41 550 9399 / www.sawnics.com

□ Electrical Characteristics

Maximum Ratings

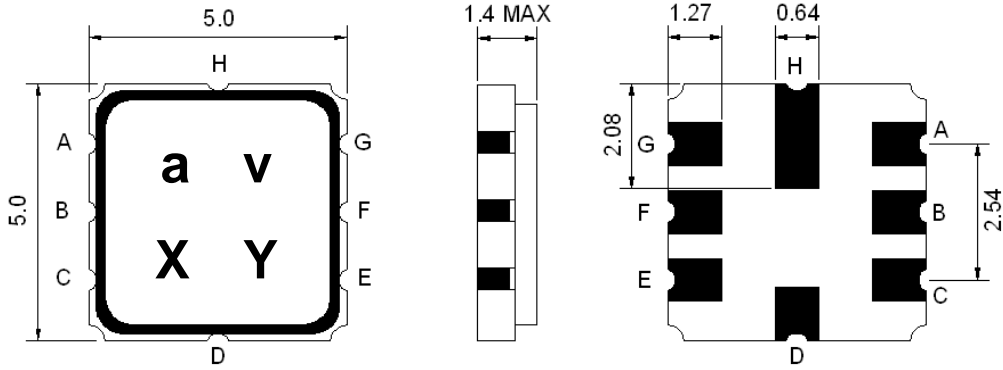
Parameters Description	Unit	Minimum	Typical	Maximum
Operating Temperature Range	°C	-30	-	+70
Storage Temperature Range	°C	-40	-	+85
Maximum DC Voltage	V	-	-	0
Maximum Input Power	dBm	-	-	15
Source Impedance (single ended) ⁽¹⁾	Ω	-	50	-
Load Impedance (single ended) ⁽¹⁾	Ω	-	50	-
Package type & size	K			
Length x Width	mm ²	-	5.0 x 5.0	-
Height	mm	-	-	1.4

Electrical Specification

Parameters Description	Unit	Minimum	Typical	Maximum
Center Frequency (Fo)	MHz	-	170.0	-
Insertion Loss within 169.7~170.3 MHz	dB	-	1.5	3.5
Amplitude Ripple within 169.7~170.3 MHz	dB _{p-p}	-	0.4	1.5
Attenuation:				
D.C ~ Fo -10.7MHz	dB	40	50	-
F0 +10.7MHz ~ 1000.0MHz	dB	30	40	-
VSWR within 169.7~170.3 MHz	-	-	1.4	2.0

Notes : (1) No Matching Network .

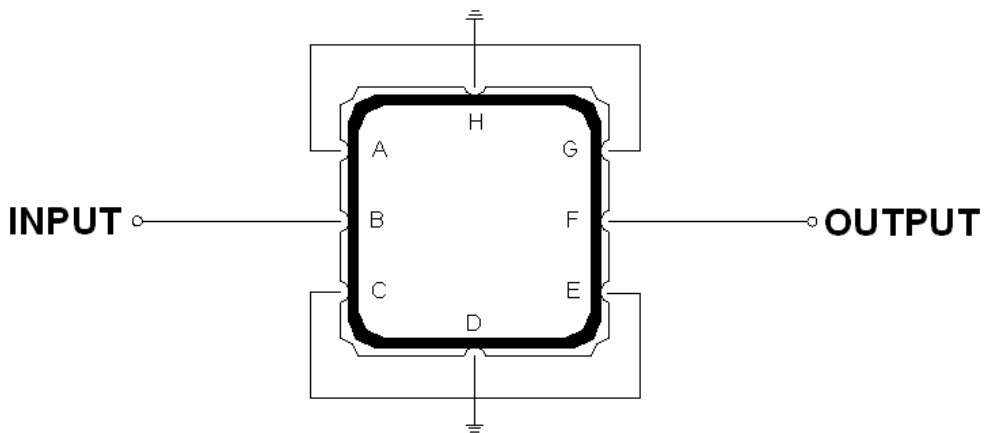
□ Package Dimensions



Marking Descriptions	
a	Wireless Application
v	Series Number
X	Date Code(Year)
Y	Date Code(Month)

Pin Description	
A, C, D, E, G, H	Ground
B	In
F	Out

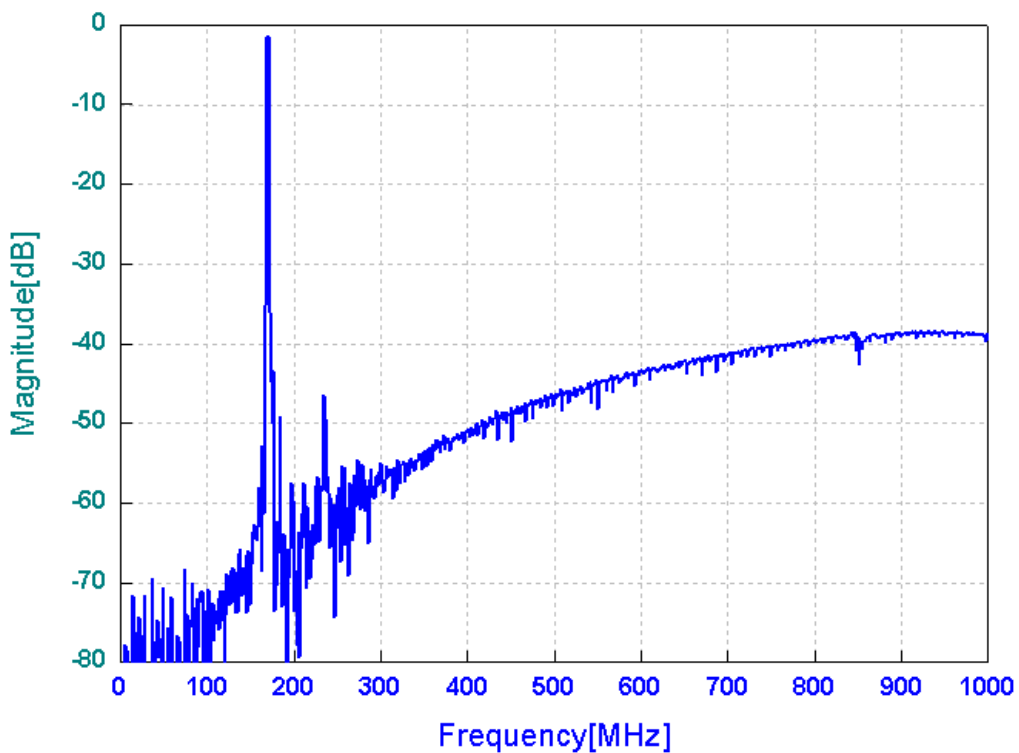
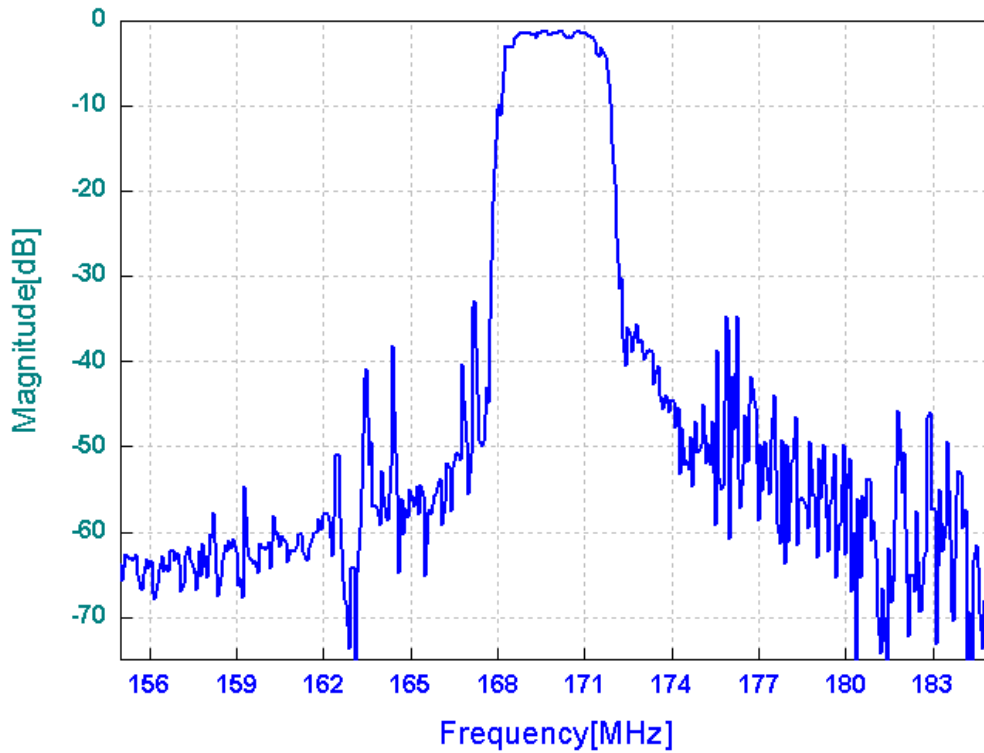
□ Testing Environment



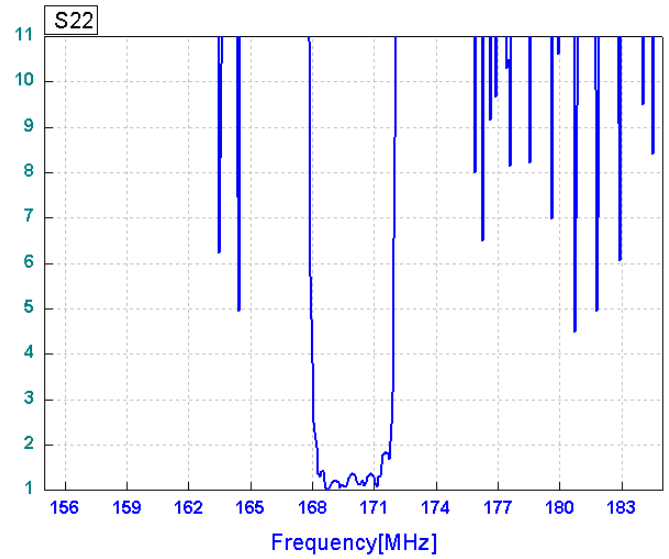
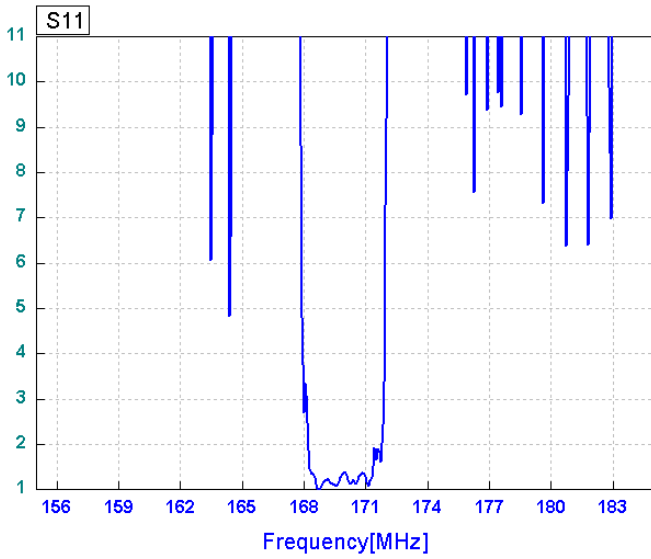
Source & Load Impedance: 50 Ω

□ Frequency Characteristics

Frequency Response



VSWR



Smith Chart

